



















# Long Island Dahlia Society

*Information in the document obtained from the ADS*

Form Code	Description	Example	<input checked="" type="checkbox"/>
AN	Anemone-flowered		
BA	Ball		
C	Straight Cactus		
CO	Collarete		
FD	Formal Decorative		
IC	Incurved Cactus		

Form Code	Description	Example	✓
ID	Informal Decorative		
LC	Laciniated		
MB	Miniature Ball		
MS	Mignon Single		
NO	Novelty Open	<p><b>Novelty Open</b>-Dahlias with characteristics differing from the present classifications. These dahlias will have a disc center.</p>	
NX	Novelty Fully Double	<p><b>Novelty Fully Double</b>-Dahlias with characteristics differing from the present classifications. These varieties will have a fully double center.</p>	
O	Orchid-flowering		
OT	Orchette		

Form Code	Description	Example	✓
P	Pompon		
PE	Peony-flowering		
S	Single		
SC	Semi-Cactus		
ST	Stellar		
WL	Water Lily		

For a learning exercise, go to the American Dahlia Society website <http://www.dahlia.org>

1. *Select Online Classification Guide, Select Forms*
2. Select the form you are interested in, scroll through the photos and find the one included in this list.
3. Fill in the name of the dahlia shown, next to the photo.